

ROFI RAPID TENT

- an inflatable tent designed for high mobility and comfort

- For extreme hot climate
- Breathable, but water proof fabrics
- High comfort
- High pressure structure– not influenced by temperature changes
- Multiple use
- Simple logistics



Accommodation
First Aid Station/ Field Hospital
Staff/ office tent
Recreation area

ROFI RAPID TENT

– A preferred solution when low weight, rapid deployment and high comfort are of importance.

Designed for extreme hot- and semi cold climatic conditions, from – 20 to + 49°C.

Climate Zones: A1 - A3, B1 - B2, C0 - C1
in accordance with STANAG 2895

Key features:

- Main compartment + end sections/ 43 - 44,5 m²
- Lightweight coated fabrics
- Flexible inflatable structure with high pressure arches
- Not influenced by temperature changes
- Reduced risk of humidity inside
- Waterproof
- Simple logistics
- Quick set-up time
- Snow will not gather on the roof due to the flexible inflatable structure
- Connectible as option



AREA OF USE:

- Accommodation
- First Aid Station/ Field Hospital
- Staff/ office tent
- Recreation area

Our new inflatable tent model ROFI RAPID is designed based on user requirements asking for lightweight soft shelters that may easily be deployed with a minimum of logistic support and within the shortest possible time. The lightweight design makes the RAPID tent especially suitable for rapid response units and groups that need to maintain a high mobility.

The tent unit is approx 43 - 44,5 m², consisting of a main compartment and with end sections suitable for use as entrance- and storage space. We may offer alternative solutions with detachable end section, allowing interconnection with another core compartment of 30 m².

At present we may offer two variant models of ROFI RAPID tent:
Art 72010980/ RAPID BASIC

– with fixed end sections: 43 m²

Art 72010960/ RAPID PLUS

– with detachable end sections: 44,5 m²



ADVANTAGES:

- Lightweight breathable fabric preventing interior humidity preventing water penetrating from outside
- Low weight and waterproof
- Single point air filling
- Quick setup time
- Simple erection – no special tools required
- Simple maintenance in field operations
- Windows allowing natural ventilation
- Option on flysheet – for added sun protection
- Integrated PVC- flooring protecting against surface water and reptiles/ bugs

The ROFI RAPID Plus model with detachable end sections allows for interconnecting the tent lengthwise, when there is a need for a larger unit. The tent may be easily split in sections by means of separation walls, creating joint accommodation areas for teams/ groups. The entrance sections provide protection against bad weather conditions as well as possible use as for storage space.

The tent is fully integrated, meaning that sidewalls, roof, gables and floor is in one piece. The inflatable structure has high- pressure arches, making the tent unaffected to temperature fluctuations. Tent design and anchoring system provide high stability and wind resistance. The ROFI RAPID tent is equipped with air- inlet and service openings, enabling placement of AC and heater. Inside the tent there are possibilities of mounting equipment such as lighting, and personal effects.

For best possible ventilation, we introduce a new type fabric, extremely resistant to water; with a water column of 1000 mm, but nevertheless with a breathing quality that ensure the best possible comfort in tropic areas. Ventilation through 3-layer windows, adds further to the comfort level when exposed to extreme heat. When used in cold climate, the flexibility of the inflatable structure prevents snow/ sand gathering on the roof.

ROFI RAPID

First aid/ rapid deployable emergency field hospital

Simple logistics and rapid deployment make ROFI RAPID tent an excellent choice for emergency response units in need of high mobility in their field operations. The ROFI RAPID tent may be operated by one or two persons, easily transported in the back of a car or on a trailer.

The shape of the inflatable structure provide sufficient space for placing hospital beds across of each other, leaving a walkway in the middle for easy access to the patients.

For use as examination room or operational theatre, the ROFI RAPID tent provides sufficient work space for the medical staff performing their duties. The tent may be easily split in sections by means of separation walls, creating treatment- and functions areas necessary in a Field Hospital concept.

Installation of separation walls at the end sections, ensure that the patients are not in direct view when the staff is entering or exiting the tent.

The tent is designed to assure a clean environment. Use of distribution hose in the roof provides evenly distribution of the cooled or heated air throughout the tent.

ROFI RAPID

Accommodation

The simple logistics and rapid deployment make our ROFI RAPID tent an excellent choice for personnel that need high mobility in their field operations. The ROFI RAPID tent may be operated by one or two persons, easily transported in the back of a car or on a trailer.

The shape and size of the arches provide sufficient space for placing field beds or bunk beds across of each other, leaving a walkway in the middle for easy access.

When deployed in field operations for longer periods, we recommend providing each person with cabins/ room separation for increased privacy.

Details like easy fixation of accessories such as separation walls, inner cabins, lighting, etc, increase the comfort level for the users.

ROFI RAPID

Office/ staff tent - recreation area

When used as office tent, the tent may be furnished for special use, with room separation for 6 office booths desks or as one large office. Creating a separate meeting room is easily done by use of separation walls, the same for use as recreation area.



ISO 9001 Certified



Certificate no. XXX

ROFI Industrier as represents more than 60 years of experience within the textile industry. A comprehensive integration with our suppliers and partners enable us to meet the requirements for progressive development, system solutions and a stock-hold of selected items. We continuously maintain our certificate covering quality assurance/quality control.

REFERENCES:

ROFI is an experienced supplier of tents to UN-Agencies, NGOs and defence customers, with success in introducing new tent models meeting customer requirements and changing conditions world wide.

ROFI RAPID tent is a new design being introduced to the market. The tent is currently being tested in Norway and Iran, so far performing with excellence in rough weather conditions.

SHIPPING INFORMATION



Packed in transport cover.
 ROFI RAPID PLUS. Size 44,5 m²
 L:176xW:81xH:113 cm = 0,77 m³/ 137,5 kg

ROFI RAPID TENT ACCESSORIES



Mosquito separation wall



Flysheet




Compressor

ROFI FIELD EQUIPMENT



ROFI AC/Heaters



ROFI Floor



ROFI Folding chair/table



ROFI Lighting



ROFI Lighting



ROFI Camp light



ROFI Camp light



ROFI Cabin light



ROFI Field bed



ROFI Disco bed



ROFI Toilet/Shower tent



Water heater

Specifications may be altered without notice due to progressive product development.

ROFI AMPLIFIER TENT

- an inflatable tent designed for extreme conditions

- For extreme weather conditions
- High comfort and simple logistics
- Developed through years in service
- Wide range of accessories for multiple use
- Expected Life Cycle 15 years or more



First Aid Station/ Field Hospital
Accommodation
Staff/ office tent
Command post
Recreation area

ROFI AMPLIFIER TENT

– a preferred solution when high mobility, high comfort, simple logistics, resistance against extreme weather conditions and ability of building configurations are of importance.

Designed for extreme hot- and cold climatic conditions, from – 44 to + 49°C.

Climate Zones: A1 - A3, B1 - B2, C0 – C2 in accordance with STANAG 2895

Key features:

- 40 m²/ 37m²/ 25 m²/ 13 m²
– with 2 or 4 doors for interconnection in 2 or 4 directions
- High quality
- Snow will not gather on the roof
- Simple logistics
- Short set-up time
- Waterproof
- Flexible inflatable structure
- Manufactured by use of high frequency welding



AREA OF USE:

- First Aid Station/ Field Hospital
- Accommodation
- Staff/ office tent
- Command post
- Recreation area

The integrated, inflatable design makes the ROFI AMPLIFIER tent especially suitable for rapid response units and groups that need to maintain a high mobility.

ROFI AMPLIFIER tent has been in use for several decades, supplied to defense customers as well as emergency- and relief organizations worldwide.

The ROFI AMPLIFIER tent comes in a variety of sizes, with two or four openings. The openings are designed to interconnect without use of separate corridor.

The ROFI AMPLIFIER is fully integrated; sidewalls, gables and floor, providing easy logistics and simple procedure for set-up and striking. Offered with PVC coated fabrics, with option on black-out.

The structure of inflatable tents is somewhat flexible/ movable and thereby both reduce the risk of snow gathering on the tent as well as being less vulnerable against gust winds. Use of ropes for anchoring the tent will of course increase wind resistance accordingly.

The inflatable structure may be equipped with over pressure valve in the ordinary inflation valve as an option.

The tents interconnect to other tents using the connection flap of the doors, also used for connection to specialized containers. ROFI AMPLIFIER tent allows interconnection length- or cross-wise, depending upon number of doors in the chosen model.

ADVANTAGES:

- Short setup time
- Simple assembly with minimum of manpower – by use of electrical inflator
- Simple logistics
- Simple maintenance in field operations
- Windows allowing natural ventilation
- Fully integrated; sidewalls, roof, gables and floor for maximum protection
- Option on flysheet – for added insulation and sun protection
- Wide range of accessories

The ROFI AMPLIFIER tent is equipped with air- inlet and service openings, enabling placement of AC and heater. Inside the tent there are possibilities of mounting equipment such as lighting, and personal effects.

3-layer windows allow natural ventilation, adding further to the comfort level when exposed to extreme heat. When used in cold climate, the flexibility of the inflatable structure prevents snow/ sand gathering on the roof.

Use of flysheet is known to reduce interior temperatures with up to 10 °C. Our standard flysheet is made of material which has a high reflection of sun- radiation, reducing surface heat on the tent. The open weave of the fabric allows wind and rain penetration, preventing wind catch and sagging of the flysheet. Other materials are available upon request.



ROFI AMPLIFIER

First aid/Rapid deployable emergency field hospital

Simple logistics and rapid deployment make our Amplifier tent an excellent choice for emergency response units in need of high mobility in their field operations. The Amplifier tent may be operated by two/- three persons, easily transported in suitable cover which may be lifted by manpower.

The shape of the inflatable structure provide sufficient space for placing hospital beds across of each other, leaving a walkway in the middle for easy access with patients to/ from the tents used as ward.

For use as examination room or operational theatre, the Amplifier tent offer provides work space for the medical staff performing their duties. The tent may easily be split in sections by means of separation walls, creating treatment- and functions areas necessary in a Field Hospital concept.

Installation of entrance-sections, ensure that the patients are not in direct view when the staff is entering or exiting the tent. For building a tented field hospital configuration, no connector is necessary, due to the connection flap surrounding the door openings.

The tent is designed to assure a clean environment. Use of distribution hose in the roof ensures evenly distribution of the cooled or heated air throughout the tent.

ROFI AMPLIFIER

Accommodation

The simple logistics and rapid deployment make our Amplifier tent an excellent choice for personnel that need high mobility in their field operations. The ROFI AMPLIFIER tent may be operated by a small crew.

The shape and size of the arches provide sufficient space for placing field beds or bunk beds across of each other, leaving a walkway in the middle for easy access.

The tent may be easily split in sections by means of separation walls, creating joint accommodation areas for teams/ groups. When deployed in field operations for longer periods, we recommend providing each person with cabin/ room separation for increased privacy. Details like easy fixation of accessories such as separation walls, inner cabins, lighting, etc, increase the comfort level for the users.

The entrance sections provide protection against bad weather conditions as well as space for use as storage area.



ROFI AMPLIFIER

Office/staff tent - command post - dining and recreation area

When used as office tent, the tent may be furnished with room separation for 6 office booths or as one large office. Creating a separate meeting room is easily done by use of separation walls, the same for use as recreation area.

ROFI offers possible connection solutions for using the tent with vehicles, this being tracked- or wheeled vehicles.

When used as kitchen tent, a chimney hatch may be installed in the roof section. Recommended accessory is solid floor tiles for placing heavy kitchen equipment and tables/ chairs without damaging the PVC- flooring. Connected to a dining tent, the ROFI AMPLIFIER tents offer a practical and suitable solution for food- preparation and serving.

ROFI AMPLIFIER

Shower and wardrobe tent

The standard Amplifier may be used as wardrobe and shower tent without modification. However, we have designed a special shower tent, without windows, but with roof vents for letting out steam. Use of shower cabins or joint showers is optional for the customer.

The ROFI AMPLIFIER tent is also suitable for use as decon tent, this being for wounded or healthy persons, the decon routines adjusted accordingly.



ISO 9001 Certified



Certificate no. XXX

ROFI Industrier as represents more than 60 years of experience within the textile industry. A comprehensive integration with our suppliers and partners enable us to meet the requirements for progressive development, system solutions and a stock-hold of selected items. We continuously maintain our certificate covering quality assurance/quality control.

NOREPS
Approved

The products meet stringent quality standards, are tested under tough field conditions and preferred by NGO's and UN-organizations through NOREPS emergency service. Part of preparedness stock.

REFERENCES:

ROFI AMPLIFIER tent has been used in international operations throughout the last decades, performing with excellence, making the tent a preferred model in the market. Especially important is the resistance against extreme weather conditions, the easy field maintenance and the high quality proven through life cycle of 15 years or more.

SHIPPING INFORMATION



Packed on pallet in transport cover. Weight and volumes upon request.

ROFI AMPLIFIER TENT ACCESSORIES



ROFI FIELD EQUIPMENT



Specifications may be altered without notice due to progressive product development.

ROFI INNOVA TENT

- next generation frame tent solution

- For extreme conditions
- High quality
- High comfort
- Multiple use
- Simple logistics



Accommodation
Staff/ office tent
Command post
Field Hospital
Recreation area

ROFI INNOVA TENT

- Introduce a new way of combining simple logistics, high quality and capability to withstand extreme weather conditions, with high comfort.

Designed for extreme temperatures in tropical- and arctic climatic conditions, from -46 to +49°C.

Climate Zones:

A1 - A3, B1 - B2, C0 - C2 in accordance with STANAG 2895

Key features:

- Modules in sections of (6x3,5) m/ 21 m²
- Connectible length- crosswise
- Snow-/sand load capacity: 100 kg/m²
- Wind load capacity: 100 km/hour
- PVC- coated fabrics
- Wide range of accessories
- Excellent thermal insulation
- Modular design



AREA OF USE:

- Accommodation
- Staff/ office tent
- Command post
- Field Hospital
- Recreation area

ROFI INNOVA tent has a modular design in sections, with option on cross connection modules and cross connection tent for building tent configurations. The modular design allows for selecting the tent in sizes that suits most purpose of use. The modules are (6x3,5) m with a height at the sidewalls of 2 m, meaning full use of the floor area. Each section has one windows, prepared for natural ventilation. The tent has optional door solutions, air inlets and service openings. Integrated PVC- flooring protects against surface water as well as reptiles and bugs.

The tent is equipped with integrated and detachable cable ducts and air distribution hose. Crosswise separation walls may be installed in the modular frame, for possible creation of special function areas.

Use of entrance section will increase protection against bad weather conditions when entering and exiting the tent. A solid door for installation in the door openings either of the tent or in the entrance section, provide a house- like feeling. The entrance section may also be used as a protected area for storage or placement of AC and heater equipment. By removing the detachable sidewalls, it allows for creating a shade deck, if preferred.

ADVANTAGES:

- Modular - flexible on size
- Withstands extreme weather conditions
- Light weight framework with slide in fabrics
 - no part weighing more than 40 kg
- Simple erection with a minimum of manpower
 - no special tools required
- Windows allowing natural ventilation
- Integrated flysheet – for added insulation and sun protection
- Integrated PVC- flooring protects against surface water and reptiles/ bugs.
- Wide range of accessories

Focus on obtaining the best possible insulation against extreme heat and cold is taken into consideration in our design, by use of multiple layers of the fabric. The fixed flysheet solution has ventilation along the ridge, protecting against surface heat as well as increase wind resistance of the tent by allowing air-flow penetration accordingly. The fixed flysheet solution protects against surface heat, reducing interior temperatures considerably. Ventilation along the ridge of the flysheet increases wind resistance by allowing air penetration.

All fabrics are PVC coated polyester, selected to create the best possible insulation values, easy maintenance and low Life Cycle Costs.

Use of interchangeable parts, with particular attention to keeping logistics simple and all parts within a max weight of 40 kg, the ROFI INNOVA tent is easy to deploy without special tools and with a minimum of prior knowledge to the tent.

ROFI INNOVA

Accommodation

The width of the tent provide sufficient space for placing field beds and bunk beds across of each other, leaving a walkway in the middle for easy access.

Due to the modular design, the tent may easily be split in sections by means of separation walls, creating joint accommodation areas for teams/ groups. When deployed in field operations for longer periods, we recommend providing each person with inner cabins for increased privacy. The INNOVA inner cabins are equipped with a roll-up separation wall, for use as double or single cabin.

The solid frame may be used for hanging personal belongings, using detachable fixation points with a high load capacity.

Details like integration of air distribution hoses, cable gates, easy fixation of accessories such as separation walls, inner cabins, lighting, etc, increases the comfort level and flexibility for the users.

A solid door for installation in the door openings either of the tent or in the entrance section, provide a "house- like" feeling.

The entrance section may also be used as a protected area for storage or placement of AC and heating equipment. By removing the detachable sidewalls, it allows for creating a shade deck, if preferred.

ROFI INNOVA

Office/ staff tent – Command post

When used as office tent, each module may be furnished for special use, with room for 2-4 office desks or as one large office. Creating a separate meeting room is easily done by use of separation walls, the same for use as recreation area.

Detachable cable ducts make sure all cables are kept in good order; out of the way within the working environment. The solid framework allows for installation of office equipment. Use of optional solid floor tiles installed underneath the integrated PVC-floor facilitates placement and transport of heavy equipment.

ROFI INNOVA

Field Hospital

The width of the tent provide sufficient space for placing hospital beds across of each other, leaving a walkway in the middle for easy access to the patients.

Due to the modular design, the tent may easily be split in sections by means of separation walls, creating treatment- and functions areas necessary in a Field Hospital concept.

The tent is designed to assure a clean environment within a field hospital configuration. Air distribution through an integrated distribution hose in the roof make sure the cooled or heater air is evenly distributed throughout the tent.



ISO 9001 Certified



Certificate no. XXX

ROFI Industrier as represents more than 60 years of experience within the textile industry. A comprehensive integration with our suppliers and partners enable us to meet the requirements for progressive development, system solutions and a stock-hold of selected items. We continuously maintain our certificate covering quality assurance/quality control.

REFERENCES:

ROFI is an experienced supplier of tents to UN- Agencies, NGOs and defence customers, with success in introducing new tent models meeting customer requirements and changing conditions world wide.

ROFI INNOVA tent is a new design now being introduced to the market. The tent is currently being tested in Norway, performing with excellence during rough winter conditions on the northwest coast of Norway.

SHIPPING INFORMATION

Weight and volumes upon request.

ROFI INNOVA TENT ACCESSORIES



ROFI FIELD EQUIPMENT




Specifications may be altered without notice due to progressive product development.

ROFI NORTENT

- for extreme conditions

- For extreme temperatures
- High quality
- High comfort
- Multiple use
- Simple logistics



Field Hospital
Accommodation
Staff-/office tent
Recreation area
Decon-station

Emergency /
24
hour
service

ROFI NORTENT

– A preferred solution providing high comfort with a minimum of maintenance during field operations. Primarily used as hospital tent in disaster situations.

Designed for temperatures in tropical- and arctic climatic conditions, from – 46 to + 49°C.

Climate Zones:

A1 – A3, B1 - B2, C0 – C2
in accordance with STANAG 2895

Key features:

- Size: 90 m² (6x15) m
- High quality
- High comfort
- Solid doors and large gateways
- Shade curtains along the sides
- Multiple use



AREA OF USE:

- Field Hospital
- Accommodation
- Staff/ office tent
- Recreation area
- Decon-station

ROFI NORTENT has over the past decades shown an extraordinary capability of withstanding even the roughest weather conditions, used in both arctic and tropic areas for long term deployment. The tent is preferred solution as field hospital- and accommodation tent to NGOs, also used for special purposes such as decon station when a large tent is required due to capacity.



ADVANTAGES:

- Spacious
- Solid framework and high quality fabrics
- Snow-/sand load capacity: 75 kg/ m²
- Wind load capacity: 100 km/ hour
- Simple set-up – no special tools required
- Natural ventilation, but also prepared for use of AC/heater
- Integrated PVC- flooring protects against surface water and reptiles/ bugs
- Shade curtains
- Multiple area of use

ROFI NORTENT is a high quality tent designed for extreme weather conditions, in both tropic and arctic temperatures. The tent has a wind load capacity of 100 km/ hour and snow-/ sand load capacity of 75 kg/ m².

ROFI NORTENT is insulated through double layer fabrics, the integrated floor protecting against surface water, bugs and reptiles. Multiple layer windows and vents allows for natural ventilation. Solid doors at each gable and roll-up doorways, secures easy access for staff and for equipment. Use of solid door into the tent increases the feeling of living in “house-like” conditions.

ROFI NORTENT has PVC-roof as standard, protecting against heavy rain and reducing risk of snow or sand gathering on the roof. For added comfort and insulation, the tent is delivered with insulation materials to be placed under the integrated PVC- floor; on top of tarpaulins acting as humidity barrier towards the ground.

ROFI NORTENT has an expected life time of 10-15 years, provided being deployed and stored in accordance with instructions.

We recommend considering use of solid floor tiles, for installation in cabins, in hallways or the whole tent. If possible, the floor tiles should be installed under the PVC-flooring in the tent.

ROFI NORTENT

Field hospital

The width of ROFI NORTENT provides sufficient space for placing hospital beds across of each other, leaving a walkway in the middle for easy access with patients. The tent may easily be split in sections by means of separation walls, creating treatment- and functions areas necessary in a Field Hospital concept, such as operation theatre, ICU, examination area, medical storage facilities etc.

ROFI NORTENT is designed to assure a clean environment within a field hospital configuration. Air distribution through distribution hoses in the roof make sure the cooled or heated air is evenly distributed throughout the tent.

In a field hospital configuration, it might be particularly important to consider installation of solid floor tiles, for easy transport of patients and equipment.

ROFI NORTENT

Accommodation

The width of ROFI NORTENT provides sufficient space for placing field beds or bunk beds across of each other, leaving a walkway in the middle for easy access. The tent may easily be split in sections by means of separation walls, creating joint accommodation areas for teams/ groups.

One ROFI NORTENT of 90 m² may accommodate 24-48 persons, depending upon choice of type bed and how much room each person should be allowed. Using collapsible field beds there is room for 24-28 persons. By using bunk beds, you may accommodate up to 48 persons, - the standard to be set by the customer.

ROFI NORTENT

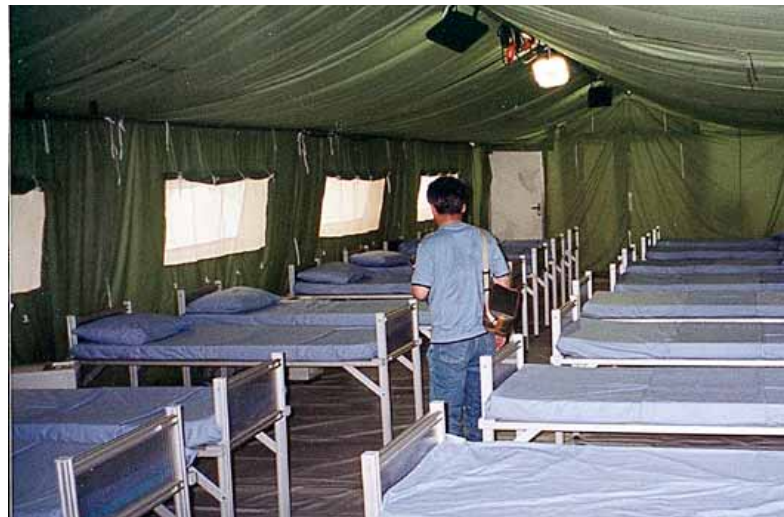
Office-/staff tent

ROFI NORTENT is suitable for use as office-/ staff tent. Use of separation walls create smaller sections and enables office space in a rational manner. We also may offer crosswise separation walls for dividing the tent into smaller units.

ROFI NORTENT

Decon tent

In situations requiring decontamination procedures for high numbers of casualties, ROFI NORTENT provides a functional operation area for installation of parallel decon lines with test area, dressing area and shower area.



ISO 9001 Certified



Certificate no. XXX

ROFI Industrier as represents more than 60 years of experience within the textile industry. A comprehensive integration with our suppliers and partners enable us to meet the requirements for progressive development, system solutions and a stock-hold of selected items. We continuously maintain our certificate covering quality assurance/quality control.

NOREPS Approved

The products meet stringent quality standards, are tested under tough field conditions and preferred by NGO's and UN-organizations through NOREPS emergency service. Part of preparedness stock.



24 hours a day, 365 days a year, we are able to deliver this commodities to an international airport within 24 hours.

REFERENCES

ROFI is an experienced supplier of tents to UN-Agencies, NGOs and defence customers, with success in introducing new tent models meeting customer requirements and changing conditions world wide.

ROFI NORTENT is standard soft shelter to the Field Hospital Emergency Response Unit of the Norwegian Red Cross and also to NORHOSP.

The tent has been used in disaster situations such as the Tsunami in South- East Asia and the earthquakes in Iran and Pakistan.

SHIPPING INFORMATION



Packed in wooden box and transport cover.
 Box 1: L:391xW:115xH:63 cm = 2,83 m³/ 528 kg
 Box 2: L:120xW:80xH:134 cm = 1,29 m³/ 437 kg
 Cover: L:202xW:75xH:75 cm = 1,14 m³/ 23 kg


ROFI FIELD EQUIPMENT



ROFI AC/Heaters



ROFI Volcano sauna



ROFI Floor



ROFI Folding chair/table



ROFI Lighting



ROFI Camp light



ROFI Camp light



ROFI Cabin light



ROFI Bench



ROFI Field bed



ROFI Disco bed



Water heater



ROFI Field sink



ROFI Surgical sink



ROFI Cinderella toilet



ROFI Pacto toilet



ROFI Toilet/Shower tent

Specifications may be altered without notice due to progressive product development.

ROFI EPSILON TENT

- high quality and high comfort in field operations

- For extreme climate
- High comfort
- Solid door for "house like" feeling
- Simple logistics



Accommodation
First Aid Station
Staff/ office tent
Storage tent
School tent
Kindergarden tent

ROFI EPSILON TENT

– A preferred solution when high comfort in long term deployment are to be considered.


ROFI EPSILON tent is designed for tropic and arctic climatic conditions, from – 46 to + 49°C.

Climate Zones:

A1 - A3, B1 - B2, C0 - C2 in accordance with STANAG 2895

Key features:

- Size: 21 m² (3,5 x 6) m
- Solid structure for extreme weather
- Solid door for “house like” feeling
- Opening in the roof for installation of heater with chimney
- Prepared for heater and AC



AREA OF USE:

- Accommodation
- First Aid Station
- Staff/ office tent
- Storage tent
- School tent
- Kindergarden tent

ROFI EPSILON tent is a preferred solution in relief operations world wide, the tent being used for accommodation, staff-tent, office tent, medical storage tent, etc.

ADVANTAGES:

- Solid structure designed for extreme weather conditions
- Short set-up time
- Simple set-up with minimum of manpower – no special tools required
- Simple maintenance in field operations
- Windows and roof vents allowing natural ventilation
- Integrated PVC- flooring protecting against surface water and reptiles/ bugs
- Solid lockable door
- Option on flysheet – for added insulation and sun protection

The double layer fabrics provide insulation against outdoor temperatures while the integrated floor protects against surface water and bugs and reptiles. High quality materials are used to guarantee a long life time and easy maintenance. Multiple layer windows allow natural ventilation. Air inlets allow use of AC or heater to be installed if preferred. ROFI EPSILON is also prepared for installation of heater with chimney.

ROFI EPSILON

Accommodation / Staff Tent

ROFI EPSILON tent may easily accommodate up to 10 persons, giving room for both field bed and also personal belongings. By use of separation wall you may split the tent in two compartments, for increased privacy. The same separation wall may be used for creating a sleeping compartment and an office or living quarter.

ROFI EPSILON

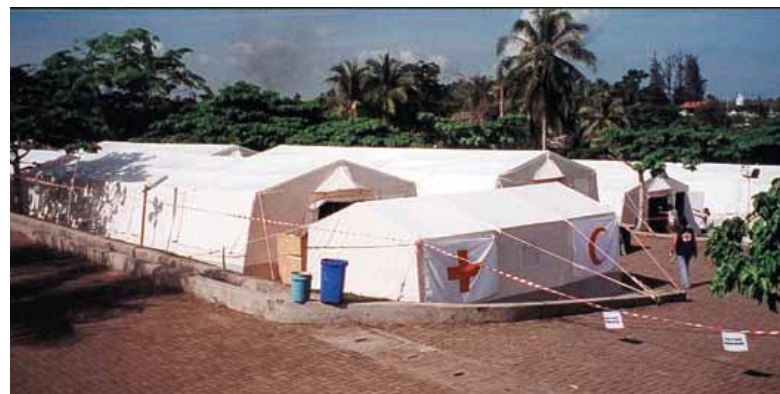
School Tent / Kindergarden Tent

When need for providing separate class rooms in a relief camp, using the Epsilon tent for smaller groups of students.

ROFI EPSILON

Storage Tent

The lockable solid door has made ROFI EPSILON tent a popular tent for storing of medical equipment and medicine, to prevent open storage of sensitive goods.



ISO 9001 Certified



Certificate no. XXX

ROFI Industrier as represents more than 60 years of experience within the textile industry. A comprehensive integration with our suppliers and partners enable us to meet the requirements for progressive development, system solutions and a stock-hold of selected items. We continuously maintain our certificate covering quality assurance/quality control.

NOREPS Approved

The products meet stringent quality standards, are tested under tough field conditions and preferred by NGO's and UN-organizations through NOREPS emergency service. Part of preparedness stock.



24 hours a day, 365 days a year, we are able to deliver this commodities to an international airport within 24 hours.

REFERENCES:

ROFI is an experienced supplier of tents to UN- Agencies, NGOs and defence customers, with success in introducing new tent models meeting customer requirements and changing conditions world wide.

ROFI EPSILON tent is taken into as standard tent for staff accommodation in relief operations such as during the earthquake in Pakistan and after the Tsunami crises in South East Asia. Also used as school tent for a period of more than 5 years in Sabirabad in Azerbaijan.

SHIPPING INFORMATION



Packed in one wooden box.
 L:290xW:113xH:45 cm = 1,5 m³/ 286 kg

ROFI EPSILON TENT ACCESSORIES



Room separation

ROFI FIELD EQUIPMENT



ROFI AC/Heaters



ROFI Volcano sauna



ROFI Volcano heatmax



ROFI Woodheater



ROFI Floor



ROFI Lighting



ROFI Camp light



ROFI Camp light



ROFI Cabin light



ROFI Folding chair/table



ROFI Bench



ROFI Field bed



ROFI Disco bed



Water heater



ROFI Toilet/Shower tent



ROFI Field sink



ROFI Surgical sink



ROFI Cinderella toilet



ROFI Pacto toilet

Specifications may be altered without notice due to progressive product development.

ROFI OMEGA TENT

- spacious tent for use in warm climate

- Excellent ventilation
- Simple and easy set-up
- Multiple use
- Budgetary model



Field Hospital
Accommodation
School tent
Dining and recreation area

ROFI OMEGA TENT

– A spacious budget model offering high comfort in extreme heat. Used as hospital-, school- and accommodation tent.

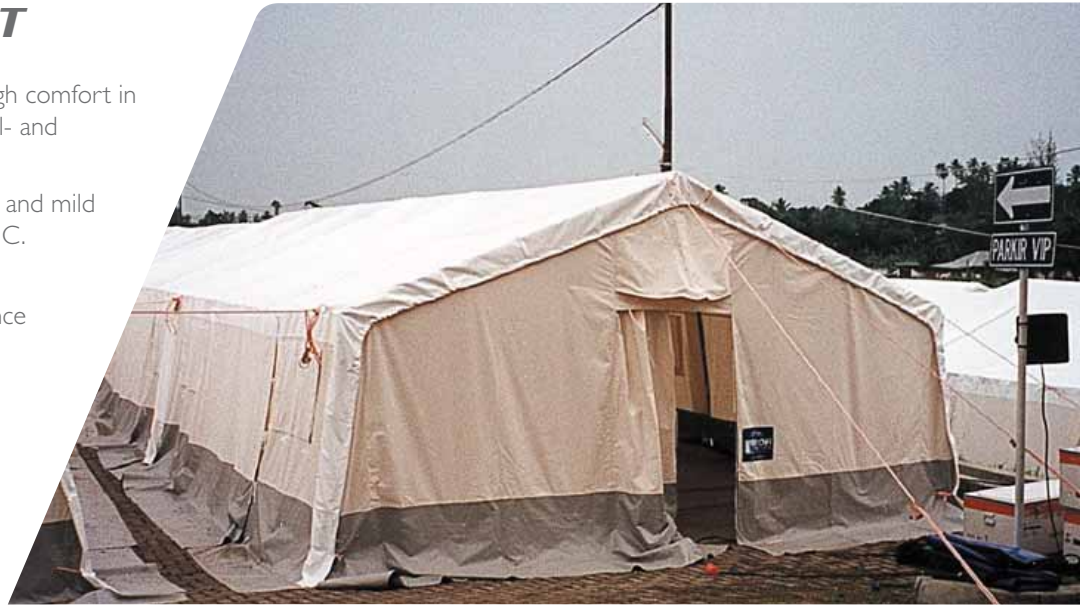
Designed for temperatures in tropical- and mild climatic conditions, from – 19 to + 49°C.

Climate Zones:

A1 – A3, B1 - B2, C1 – C0 in accordance with STANAG 2895

Key features:

- Size: 36 m² (6 x 6) m
- Size: 72 m² (6 x 12) m
- Single layer tent
- High comfort
- Large gateways along sides
- Multiple area of use



AREA OF USE:

- Field Hospital
- Accommodation
- School tent
- Dining and recreation area

ROFI OMEGA tent is offering high flexibility on possible area of use at low cost for field operations in warm climate. The simple and spacious tent allows using the tent for a variety of functions, such as accommodation, field hospital, recreation area etc.

ROFI OMEGA TENT

Field Hospital

The width of the ROFI OMEGA tent provides sufficient space for placing hospital beds across of each other, leaving a walkway in the middle for easy access to patients.

The tent may easily be split in sections by means of separation walls, creating treatment- and functions areas necessary in a Field Hospital concept, such as operation theatre, ICU, examination area, medical storage facilities etc.

The tent is designed to assure a clean environment within a field hospital configuration. Air distribution through distribution hoses in the roof make sure the cooled or heated air is evenly distributed throughout the tent.

In a field hospital configuration, it might be particularly important to consider installation of solid floor tiles, for easy transport of patients and equipment.



ADVANTAGES:

- Spacious
- Simple erection – no special tools required
- Natural ventilation
- PVC- flooring
- Multiple area of use

ROFI OMEGA tent is a spacious tent designed for warm climatic conditions, with large side doors that may be rolled up for increased ventilation. Sliding doors at the gables, windows with mosquito netting and curtain add further to the comfort. Use of separation walls enables creating sections within the tent.

ROFI OMEGA TENT

Accommodation

One ROFI OMEGA of 72 m² may accommodate 18-48 persons, depending upon choice of accommodation equipment and how much room each person should be allowed. Using collapsible field beds there is room for 18-24 persons. By using bunk beds, you may accommodate up to 48 persons, - the standard to be set by the customer.

ROFI OMEGA TENT

School Tent

The ROFI OMEGA is offered in sizes 36 m² and 72 m², suitable for use as classroom in disaster situations. Crosswise separation walls are used for dividing the tent into smaller units.

ROFI OMEGA TENT

Dining and Recreation Tent

The ROFI OMEGA tent is suitable for use as dining tent and recreation area, being a spacious tent with room for seating 50-60 persons, or for installation of leisure activities.

ISO 9001 Certified



Certificate no. XXX

ROFI Industrier as represents more than 60 years of experience within the textile industry. A comprehensive integration with our suppliers and partners enable us to meet the requirements for progressive development, system solutions and a stock-hold of selected items. We continuously maintain our certificate covering quality assurance/quality control.

NOREPS

Approved

The products meet stringent quality standards, are tested under tough field conditions and preferred by NGO's and UN-organizations through NOREPS emergency service. Part of preparedness stock.



24 hours a day, 365 days a year, we are able to deliver this commodities to an international airport within 24 hours.

REFERENCES:

ROFI is an experienced supplier of tents to UN- Agencies, NGOs and defence customers, with success in introducing new tent models meeting customer requirements and changing conditions world wide.

The ROFI OMEGA tent is much used in relief operations, being a preferred low-cost solution for Field Hospital and temporary school building. The tent has been used in disaster situations such as the earth quake in Morocco and the after the hurricane in Haiti.



SHIPPING INFORMATION



Packed in wooden box and transport cover.

Size: 36m²

Box: L:292xW:53xH:27 cm = 0,418 m³/ 174 kg

Cover: L:120xW:80xH:57 cm = 0,547 m³/ 131 kg

Size: 72m²

Box: L:292xW:53xH:27 cm = 0,418 m³/ 260 kg

Cover: L:125xW:90xH:48 cm = 0,54 m³/ 152 kg


ROFI FIELD EQUIPMENT



ROFI AC/Heaters



ROFI Volcano sauna



ROFI Floor



ROFI Folding chair/table




ROFI Lighting



ROFI Camp light



ROFI Camp light



ROFI Cabin light



ROFI Bench



ROFI Field bed



ROFI Disco bed



Water heater



ROFI Field sink



ROFI Surgical sink



ROFI Cinderella toilet



ROFI Pacto toilet




ROFI Toilet/Shower tent

Specifications may be altered without notice due to progressive product development.

ROFI GAMMAX TENT

- All weather family tent

- Variants extreme hot/cold climate
- High comfort
- Spacious
- Octagonal
- Simple logistics



Family tent
Accommodation
School tent
Staff tent

emergency / service
24
hour

ROFI GAMMAX TENT

The ROFI GAMMAX tent is designed for tropic and arctic climatic conditions, from – 44 to + 49°C.

Key features:

- Size: 24-27 m²
- Octagonal
- Double layer fabric with integrated floor
- Zip door, closeable windows and roof vent
- Opening in the roof for installation of heater with chimney
- Variant model with entrance
- Simple set-up procedure
- Low weight
- Spacious



AREA OF USE:

- Accommodation
- School tent
- Staff tent

The main area of use is as mentioned as accommodation tent, but we have supplied the tent for use as school tent, office and storage tent as well.

ROFI GAMMAX Accommodation

ROFI GAMMAX tent models may easily accommodate 4 -7 persons, giving room also for personal belongings. You have room for up to 7 field beds in the tent.

ROFI GAMMAX School tent

When need for providing separate class rooms in a relief camp, the ROFI GAMMAX tent is suitable for smaller groups of students.



ADVANTAGES:

- Double layer fabric for good insulation (excl ROFI GAMMAX II – tropical version)
- Integrated PVC- flooring protecting against surface water and reptiles/ bugs
- Short setup time
- Simple erection with minimum of manpower – no special tools required
- Simple maintenance in field operations
- Windows and roof vents with mosquito and curtain, allowing natural ventilation

The double layer fabric provides insulation against outdoor temperatures while the integrated floor protects against surface water and bugs and reptiles. High quality materials are used to guarantee a long life time and easy maintenance. Multiple layer windows allow natural ventilation.

ROFI GAMMAX tent is offered in three different designs:

- Standard ROFI GAMMAX – All weather tent – cold climate
- ROFI GAMMAX FOYER – All weather tent – cold climate
- ROFI GAMMAX II – All weather tent - tropical version

To increase the comfort, we have successfully introduced our ROFI GAMMAX FOYER tent to the market, the tent having an entrance section which facilitates entering and exiting the tent, at the same time providing an additional storage space outside the living quarters.

When deploying the tent in tropical areas, it might be advisable to choose our ROFI GAMMAX II tent model, without inner liner and with enlarged windows and roof vents for increased ventilation and air flow.

ISO 9001 Certified



Certificate no. XXX

ROFI Industrier as represents more than 60 years of experience within the textile industry. A comprehensive integration with our suppliers and partners enable us to meet the requirements for progressive development, system solutions and a stock-hold of selected items. We continuously maintain our certificate covering quality assurance/quality control.

NOREPS

Approved

The products meet stringent quality standards, are tested under tough field conditions and preferred by NGO's and UN-organizations through NOREPS emergency service. Part of preparedness stock.



24 hours a day,
 365 days a year,
 we are able to deliver
 this commodities to
 an international
 airport within 24 hours.

REFERENCES:

ROFI is an experienced supplier of tents to UN-Agencies, NGOs and defence customers, with success in introducing new tent models meeting customer requirements and changing conditions world wide.

ROFI GAMMAX tent is supplied by the thousands over the last decades, to accommodate families in disaster areas. The winterized model is a preferred winter tent to NGOs world wide.

SHIPPING INFORMATION



Packed in transport cover:

GAMMAX: Size 24m²
 L:145 x W:45 x H:25 cm = 0,16 m³ / 54 kg

GAMMAX FOYER: Size 27m²
 L:135 x W:47 x H:27 cm = 0,17 m³ / 56 kg

ROFI FIELD EQUIPMENT




ROFI Volcano sauna



ROFI Volcano heatmax



ROFI Wood heater



ROFI Floor



ROFI Lighting



ROFI Camp light



ROFI Camp light



ROFI Field bed



ROFI Disco bed



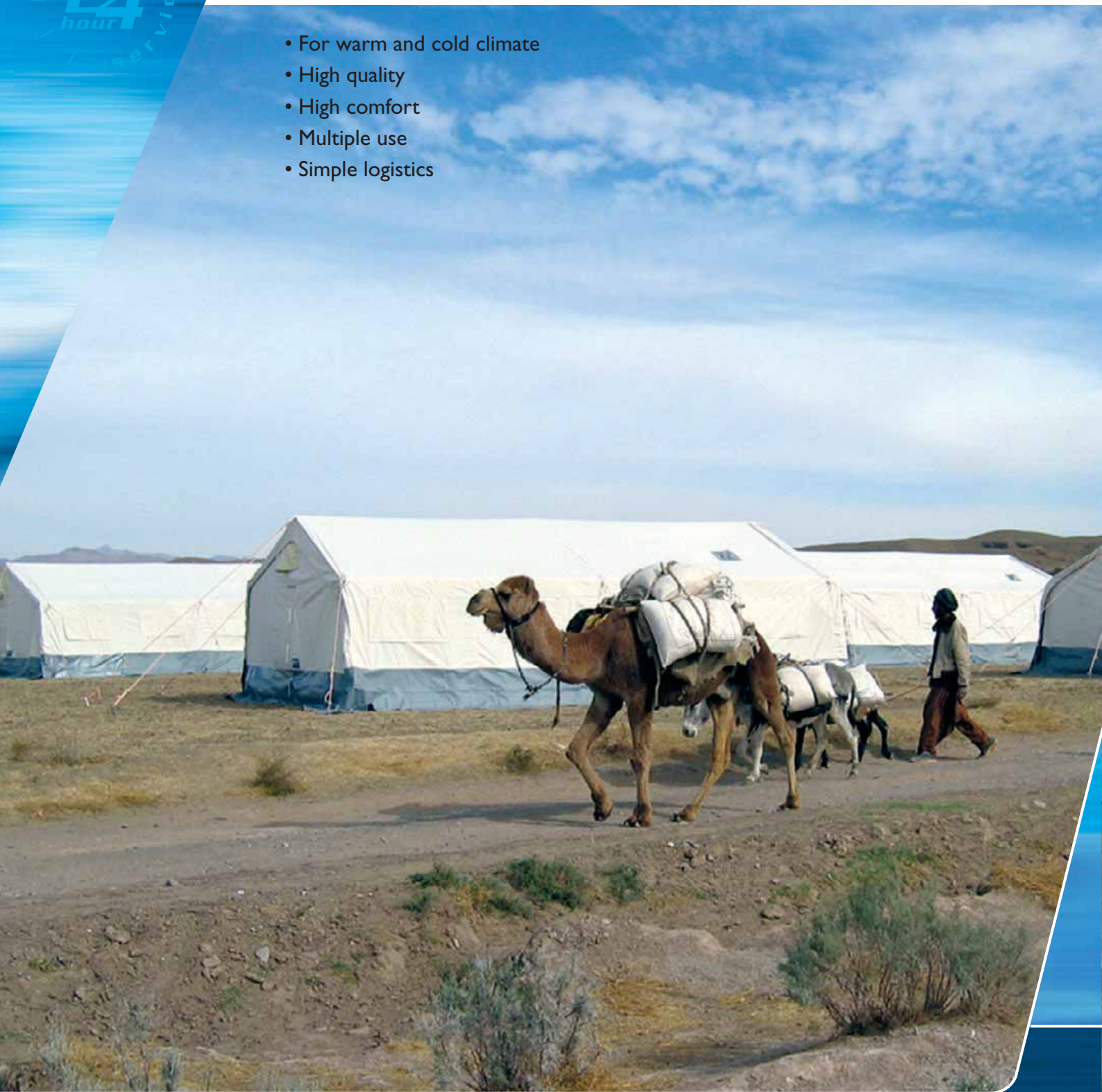
ROFI Toilet/Shower tent

Specifications may be altered without notice due to progressive product development.

ROFI ALPHA TENT

- A preferred solution in field operations

- For warm and cold climate
- High quality
- High comfort
- Multiple use
- Simple logistics



Field Hospital
Accommodation
Staff/office tent
Recreation area
Shower tent

ROFI ALPHA

– A well tested solution providing high comfort with a minimum of maintenance in field operations. Preferred by international support teams in disaster situations.

Designed for temperatures in tropical- and cold climatic conditions, from – 20 to + 49°C.

Climate Zones: A1 – A3, B1 - B2, C0 – C1
in accordance with STANAG 2895

Key features:

- Size: 48 m² (6 x 8) m.
- Size: 24 m² (6 x 4) m.
- High quality
- High comfort
- Connectible lengthwise and cross wise
- Multiple use
- Wide range of accessories available



AREA OF USE:

- Field Hospital
- Accommodation
- Staff/ office tent
- Recreation area
- Shower tent

The modular design allows for selecting the tent in sizes that suits most purpose of use. Cross connection modules are used for building tent configurations when needed.

In evaluating camp solution for use in field operations, we recommend considering ROFI ALPHA tent. This tent was originally designed for warm climate, but is later modified for meeting conditions also in cold climate.

ADVANTAGES:

- Solid framework and high quality fabrics
- Simple deployment with a minimum of manpower – no special tools required
- Natural ventilation, but also prepared for use of AC/heater
- Integrated PVC- floor protects against surface water and reptiles/ bugs
- Option on flysheet – for added insulation and sun protection
- Multiple area of use
- Wide range of accessories

ROFI ALPHA tent is a double layer tent with integrated floor, for insulation against outdoor temperatures and for protection against surface water; bugs and reptiles. Multiple layer windows and fabric vents allow natural ventilation.

The tent is designed in several models and sizes and with a wide range of accessories. The ROFI ALPHA tent may be connected gable/ gable, creating larger units, and may also be delivered with cross- connection units when there is a need for building configurations.

When deploying in areas with heavy rain, we recommend choosing the ROFI ALPHA model with PVC- roof, in hot and dry areas; the tent with canvas roof.

We recommend considering use of solid floor tiles. If possible, the floor tiles should be installed under the PVC- flooring, preferably also with an insulation material, providing increased insulation and drainage to the tent.



ROFI ALPHA

Field hospital

The ROFI ALPHA tent may easily be split in sections by means of separation walls, creating treatment- and functions areas necessary in a Field Hospital concept, such as operation theatre, ICU, examination area, medical storage facilities etc. The width of the ROFI ALPHA tent provides sufficient space for placing hospital beds across of each other, leaving a walkway in the middle for easy access.

The tent is designed to assure a clean environment within a field hospital configuration. Air distribution through distribution hoses in the roof make sure the cooled or heater air is evenly distributed throughout the tent.

In a field hospital configuration, it might be particularly important to consider installation of solid floor tiles, for easy transport of patients and equipment.

ROFI ALPHA

Accommodation

The width of the tent provides sufficient space for placing field beds or bunk beds across of each other, leaving a walkway in the middle for easy access. The tent may be easily split in sections by means of separation walls, creating joint accommodation areas for teams/ groups.

One ROFI ALPHA tent of 48 m² may accommodate 8-20 persons, depending upon choice of accommodation equipment. Using collapsible field beds there is room for 8-16 persons. By using bunk beds, you may accommodate up to 24 persons, - the standard to be set by the customer.

When deployed in field operations for longer periods, we recommend providing each person with inner cabin for increased privacy and high comfort. The cabin has room for field bed, footlocker for personal belongings and other accessories the staff may require for personal use. The cabins may be equipped with cabin lamps for use at night time.

Solid door into the tent increases the feeling of living in "house-like" conditions.

Use of entrance section allows storing of equipment and protects against bad weather conditions when the staff is entering or leaving the tent. Equipped with outdoor-envelopes/pockets, it is easy to know who are accommodated in the tent, also possible to use for leaving mail to the inhabitants.

ROFI ALPHA

Office/staff tent - command post

The ROFI ALPHA tent is suitable for use as office/staff tent. Use of separation walls create smaller sections and enables office space in a rational manner. We may also offer crosswise separation walls for dividing the tent into smaller units. As option we recommend installation of solid floor tiles and insulation mats.

ROFI ALPHA

Dining and recreation tent

Used as dining hall, you may seat a minimum of 36 persons comfortably in one tent. Depending upon table arrangements, the number may be higher. Connected together the tent may be used as recreation area.

Available as option, the tent may be connectible to kitchen containers or kitchen tents.



ISO 9001 Certified



Certificate no. XXX

ROFI Industrier as represents more than 60 years of experience within the textile industry. A comprehensive integration with our suppliers and partners enable us to meet the requirements for progressive development, system solutions and a stock-hold of selected items. We continuously maintain our certificate covering quality assurance/control.

NOREPS

Approved

The products meet stringent quality standards, are tested under tough field conditions and preferred by NGO's and UN-organizations through NOREPS emergency service. Part of preparedness stock.



24 hours a day, 365 days a year, we are able to deliver this commodities to an international airport within 24 hours.

REFERENCES:

ROFI ALPHA tent is preferred by international support teams for camp deployed during disaster operations such as the Tsunami in South- East Asia and the earthquakes in Iran and Pakistan. ROFI ALPHA in sand colour is also supplied in high quantities to peace keeping forces in the Middle East, for deployment in Kosovo and Albania in the late nineties. NGOs use ROFI ALPHA tent as basic unit for their disaster preparednes.

SHIPPING INFORMATION



Packed in wooden box.

Size 48 m²: L:398xW:113xH:56 cm = 2,52 m³/ 485 kg (with one solid door: 513 kg)

Size 24 m²: L:398xW:113xH:56 cm = 2,52 m³/ 310 kg

ROFI ALPHA TENT ACCESSORIES



Inner cabin



Room separation



Air distribution house



Entrance section



Wardrobe bag



Solid door



Cross connecting tent



Field shower



Shower cabin



Flysheets


ROFI FIELD EQUIPMENT



ROFI AC/Heaters



ROFI Volcano sauna



ROFI Floor



ROFI Folding chair/table




ROFI Lighting



ROFI Camp light



ROFI Camp light



ROFI Cabin light



ROFI Bench



ROFI Field bed



ROFI Disco bed



Water heater



ROFI Field sink



ROFI Surgical sink



ROFI Cinderella toilet



ROFI Pacto toilet



ROFI Toilet/Shower tent

Specifications may be altered without notice due to progressive product development.

ROFI LWET TENT

- Lightweight Emergency tent

- For warm climate
- High comfort
- Tunnel shaped
- Simple logistics



Family tent
Accommodation
Staff-/ office tent

ROFI LWET TENT

ROFI LWET tent is designed for tropic climatic conditions, from +5 to +49°C.

Key features:

- Size: 19 m²
- Tunnel shape
- Double layer fabric with support poles
- Zip door, closeable windows and roof vent
- Lightweight
- Low volume/ weight ratio



AREA OF USE:

- Accommodation
- Staff-/ office tent

ROFI is a supplier of relief tents in our own design or manufactured on customers' specifications. ROFI LWET tent is a success story in which customer requirements has inspired our in-house development team to search for new design solutions and selection of new materials.

ROFI LWET tent is designed for warm climate, consisting of an inner compartment with integrated floor, and a crosswise separation wall. The roof section is reinforced for installation of lighting in centre of the tent. To increase the comfort level when the ROFI LWET tent is used as living quarters, the crosswise separation wall creates 2 compartments; i.e for use as sleeping compartment and "living room".

The design has been welcomed by users in the fields, the tent being used as family quarter and staff tent to relief workers.



ADVANTAGES:

- Double layer fabric for good insulation and integrated floor in the living quarter
- Interior separation wall
- Protects against surface water and reptiles/bugs
- Short set-up time
- Simple set-up with minimum of manpower – no special tools required
- Simple maintenance in field operations
- Windows with mosquito and curtain, allowing natural ventilation

The outer cover is made of rip-stop high tenacity polyester; the inner liner is a blend of polyester and cotton, where the polyester is more dominant.



ISO 9001 Certified



Certificate no. XXX

ROFI Industrier as represents more than 60 years of experience within the textile industry. A comprehensive integration with our suppliers and partners enable us to meet the requirements for progressive development, system solutions and a stock-hold of selected items. We continuously maintain our certificate covering quality assurance/control.

REFERENCES:

ROFI is an experienced supplier of tents to UN-Agencies, NGOs and defence customers, with success in introducing new tent models meeting customer requirements and changing conditions world wide.

The ROFI LWET tent is supplied in high quantities to relief operations in disaster situations, being a standard model for both UN-Agencies and NGOs

SHIPPING INFORMATION




Packed in transport cover.
 L:105 x W:35 x H:35 cm = 0,13 m³/47,5 kg
 Approx 625 units in a 40' ISO container



ROFI FIELD EQUIPMENT



ROFI Volcano heatmax



ROFI Floor



ROFI Folding chair/table



ROFI Cabin lamp



ROFI Lighting



ROFI Camp light



ROFI Camp light



Water heater



ROFI Field bed



ROFI Disco bed



ROFI Toilet/Shower tent



24 hours a day,
 365 days a year,
 we are able to deliver
 this commodities to
 an international
 airport within 24 hours.

Specifications may be altered without notice due to progressive product development.

ROFI EXPLORER TENT

- a lightweight tent designed for high mobility and comfort

- For extreme hot climate
- Breathable, but water proof fabrics
- Lightweight
- High comfort
- Flexible structure
- Multiple use
- Simple logistics



Accommodation
First Aid Station
Staff tent

ROFI EXPLORER TENT

– A preferred solution when low weight, rapidity and high comfort are of importance.

ROFI Explorer tent is designed for extreme hot- and semi cold climatic conditions, from – 20 to + 49°C.

Climate zones:

A1 - A3, B1 - B2, C0 in accordance with STANAG 2895.

Key features:

- Size: 32 m²
- Main compartment + end sections/ 30 m²
- Lightweight coated fabrics
- No risk of humidity inside
- Waterproof
- Simple logistics
- Quick set-up



AREA OF USE:

- Accommodation
- First Aid Station
- Staff tent

ROFI EXPLORER tent is designed to meet customer requirements asking a rapid and lightweight shelter with room for minimum 6 persons with personal equipment. A spacious main compartment and integrated triangular end sections provide a comfortable size for use as living quarters, the end sections acting as entrance and storage area. The shape increases the stability of the tent in rough wind conditions.

The lightweight design makes the ROFI EXPLORER tent especially suitable for rapid response units and groups that need to maintain a high mobility. The tent is also suitable for use in accommodating families in a disaster situation, especially when deployed in areas with heavy rain.



ADVANTAGES:

- Lightweight breathable fabric preventing interior humidity
- water proof preventing water penetration from outside
- Low weight
- Short setup time
- Simple erection with a minimum of manpower – no special tools required
- Simple maintenance in field operations
- Windows and roof vents allowing natural ventilation
- Integrated PVC- flooring protecting against surface water and reptiles/ bugs.
- Flexible structure to withstand high wind load
- Snow will not gather on the roof due to the flexible structure
- Option on flysheet – for added sun protection

The comfort level in hot climate is secured by means of 4 roof vents and 2 windows, all with mosquito netting and curtains. Air inlets allow use of AC or heater to be installed if preferred. The ROFI EXPLORER tent is prepared for installation of inner lining and flysheet for added insulation.

Light fabric materials in combination with flexible aluminum poles minimizes the weight. Attachment points with capacity of hanging up to 10 kg personal equipment proofs a solid structure that will withstand extreme weather conditions.

Due to movement in the structure, snow will not gather on the roof, and may be easily removed by shaking the tent.

ROFI EXPLORER

Accommodation

The simple logistics and rapid deployment makes ROFI EXPLORER tent an excellent choice for personnel that need high mobility in their field operations. The ROFI EXPLORER tent may be operated by one or two persons, easily transported in the back of a car or on a trailer.

The shape and size of the tent provide sufficient space for placing up to 6 field beds across of each other, leaving a walkway in the middle for easy access.

Details like fixation points for personal effects and lighting increases the comfort level for the users.

The end sections provide protection against bad weather conditions and may be used as additional storage space.



ROFI EXPLORER

First aid/

Rapid deployable emergency field hospital

The simple logistics and rapid deployment make ROFI EXPLORER tent an excellent choice for emergency response units in need of high mobility in their field operations. The ROFI EXPLORER tent may be operated by one or two persons, easily transported in the back of a car or on a trailer.

The shape of the tent provides sufficient space for placing hospital beds across of each other, leaving a walkway in the middle for easy access to the patients. The tent might perhaps be especially suitable for use as isolation unit or similar specialized function.

When used as mobile clinic, the ROFI EXPLORER tent provides sufficient work space for the medical staff performing their duties. The tent is designed to assure a clean environment. Use of distribution hose in the roof ensures evenly distribution of the cooled or heater air throughout the tent.



ROFI EXPLORER

Staff tent

When used as staff tent, the spacious tent may be furnished with several office desks.



ISO 9001 Certified



Certificate no. XXX

ROFI Industrier as represents more than 60 years of experience within the textile industry. A comprehensive integration with our suppliers and partners enable us to meet the requirements for progressive development, system solutions and a stock-hold of selected items. We continuously maintain our certificate covering quality assurance/quality control.

REFERENCES:

ROFI is an experienced supplier of tents to UN- Agencies, NGOs and defence customers, with success in introducing new tent models meeting customer requirements and changing conditions world wide.

ROFI EXPLORER tent is taken into use by Special Forces, being tested in a field exercises and field operations in Europe and Africa. Furthermore, the tent is being tested for use as relief tent by a Norwegian NGO.

SHIPPING INFORMATION



Packed in transport cover:
L: 115xW:50xH:45 cm = 0,26 m³/ 55 kg

ROFI EXPLORER TENT ACCESSORIES



Flysheet

ROFI FIELD EQUIPMENT



ROFI AC/Heaters



ROFI Volcano heatmax



ROFI Floor



ROFI Folding chair/table



ROFI Lighting



ROFI Camp light



ROFI Camp light



ROFI Field bed



ROFI Disco bed



ROFI Toilet/Shower tent

Specifications may be altered without notice due to progressive product development.


ROFI LES TENT

***- A lightweight tent offering high comfort
in all weather conditions***

- For warm and cold climate
- High comfort
- Spacious
- Tunnel shaped
- Simple logistics



Family tent
Accommodation
Staff/ office tent
Small medical unit



ROFI LES TENT

The ROFI LES tent is designed for tropic and arctic climatic conditions, from – 32 to + 49°C.

Key features:

- Size: 25 m²
- Tunnel shape
- Double layer fabric with support poles
- Flysheet
- Zip door, closeable windows and roof vent
- Opening in the roof for installation of heater with chimney
- Entrance- and storage section
- Lightweight



AREA OF USE:

- Accommodation
- Staff/ office tent
- Small medical unit

ROFI has for several years worked on designing our own solution suitable as the next generation family tent, also suitable for first entry units in field operations.

The design has been welcomed by users in the fields, the tent being used as family tent, staff tent to relief workers and as small medical units in disaster operations.



ADVANTAGES:

- Double layer fabric for good insulation and integrated floor in the living quarters
- Entrance and storage section
- Flysheet
- Main quarters separated by separation wall: sleeping compartment/ living room
- Protects against surface water and reptiles/ bugs.
- Short setup time
- Simple erection with minimum of manpower – no special tools required
- Simple maintenance in field operations
- Windows and roof vents with mosquito and curtain, allowing natural ventilation

The ROFI LES tent is designed for warm and cold climate, consisting of an inner compartment with integrated floor, and two triangular end sections, for use as entrance and storage compartment. To increase the comfort level when the ROFI LES tent is used as living quarters, we have created 2 compartments in the main part of the tent; i.e for use as sleeping compartment and "living room". In one of the compartment you find a chimney opening for possible installation of heater.

As standard our ROFI LES tent is equipped with a flysheet, for additional protection against the sun. Use of flysheet has proven to decrease the inside temperature considerably. Due to the design with integrated end sections, the tent is equally suitable for use in cold climate, the outer cover protecting the inner "compartment" in full.

The outer cover is made of rip-stop high tenacity polyester; the inner liner is a blend of polyester and cotton, where the polyester is more dominant.

ISO 9001 Certified



Certificate no. XXX

ROFI Industrier as represents more than 60 years of experience within the textile industry. A comprehensive integration with our suppliers and partners enable us to meet the requirements for progressive development, system solutions and a stock-hold of selected items. We continuously maintain our certificate covering quality assurance/quality control.

REFERENCES

ROFI is an experienced supplier of tents to UN-Agencies, NGOs and defence customers, with success in introducing new tent models meeting customer requirements and changing conditions world wide.

ROFI LES tent is supplied in high quantities to relief operations in disaster situations. The ROFI LES tent is also taken into use as part of Emergency Response Units, as mobile clinic/ disaster hospital.



SHIPPING INFORMATION



Packed in transport cover:
 L: 115xW:50xH:25 cm = 0,14 m³/ 49 kg
 Approx 270 units in a 20' ISO container
 Approx 550 units in a 40' ISO container

ROFI LES TENT ACCESSORIES



Flysheet

ROFI FIELD EQUIPMENT




ROFI Woodheater



ROFI Volcano heatmax



ROFI Volcano sauna



ROFI Floor



ROFI Folding chair/table



ROFI Lighting



ROFI Camp light



ROFI Camp light



ROFI Cabin lamp



ROFI Field bed



ROFI Disco bed



ROFI Toilet/Shower tent



Water heater



24 hours a day, 365 days a year, we are able to deliver this commodities to an international airport within 24 hours.

Specifications may be altered without notice due to progressive product development.

shelter

bresson
family tent



shelter

The Bresson tent offers a central height along the ridge that facilitates comfortable movement inside the tent. Large fly-screened windows with flaps at both end walls secure the normally required ventilation. In addition, each end wall may be opened completely, transforming the tent into a flysheet/awning.

Reptiles form a threat in several areas, Bresson is therefore equipped with an integrated ground sheet to provide necessary protections. Another detail worth pointing out is the pockets fitted inside along the sidewalls for keeping personal accessories organised.

Bresson is one of the items that ROFI Industrier keep in stock through our commitment in NOREPS, Norwegian Emergency Preparedness System. 24 hours a day, 365 days a year, we are able to deliver the NOREPS commodities to an international airport within 24 hours, and upon several occasions we have accordingly performed. Our technicians are available for organising and supervising partial or complete turn-key projects in the field. This professional assistance is also available 24 hours a day, year around.




ROFI Industrier as represents more than 60 years of experience within the textile industry. A comprehensive integration with our suppliers and partners enable us to meet the requirements for progressive development, system solutions and a stock-hold of selected items. We continuously maintain our certificate covering quality assurance/quality control.

 **Normeca**^A
SUPPLIER OF MOBILE HOSPITALS
Mailandvn 12, P.O. Box 404, 1470 Lorenskog - Norway
TEL: +47 67 92 76 00 - Fax: +47 67 92 76 92
Mail: post@normeca.no - Web: www.normeca.no



bresson the upgraded family ridge tent



The Bresson features practical details as large fly-screened windows with transparent plastic roll-up flaps, integrated ground sheet, handy pockets inside and a stable framework.

BASIC SPECIFICATIONS, 10m² / 12m²

Base area	10 m ² , 2.5 x 4 m / 12 m ² , 3 x 4 m
Centre height	190 cm
Wall height	50 cm
Height at door	190 cm
Ground sheet	Integrated, PVC, 350 g/m ²
Poles	Steel, sectional, vertical and horizontal
Windows	4 ea. with mosquito/flap, transparent PVC
Pegs	20 ea. 230x6 mm / 16 ea. 180x1.3 mm
Weight	22 kg / 24 kg
Volume	0.09m ³ / 0,1m ³

Specifications may be altered without notice due to progressive product development.

ROFI SABIRAH TENT

- The smart and functional family tent at low cost

- For warm climate
- High comfort
- Spacious
- Simple logistics



Family tent
Accommodation

ISO 9001 Certified



Certificate no. XXX

ROFI Industrier as represents more than 60 years of experience within the textile industry. A comprehensive integration with our suppliers and partners enable us to meet the requirements for progressive development, system solutions and a stock-hold of selected items. We continuously maintain our certificate covering quality assurance/quality control.

NOREPS

Approved

The products meet stringent quality standards, are tested under tough field conditions and preferred by NGO's and UN-organizations through NOREPS emergency service. Part of preparedness stock.



24 hours a day, 365 days a year, we are able to deliver this commodities to an international airport within 24 hours.

ROFI SABIRAH TENT

ROFI SABIRAH tent is designed for warm climatic conditions, from -5 to +49°C.

Key features:

- 12 m²
- Single layer fabric with support poles
- Integrated floor
- Zip door; closeable windows and roof vent
- Lightweight

AREA OF USE:

- Accommodation

ROFI SABIRAH tent has been used as basic shelter in several humanitarian operations carried out the past decades, and is in compliance with standard UN specifications.

The compact and lightweight ROFI SABIRAH tent is quickly erected, and offers accommodation to a family of four to six persons. The standard version is furnished with integrated ground sheet to improve the living conditions.

REFERENCES:

The basic family tent ROFI SABIRAH has been deployed to countries like Sudan, Eritrea, MoZambique, Rwanda, Burundi to mention some.



ADVANTAGES:

- Integrated floor protecting against surface water and reptiles/ bugs
- Windows for good ventilation
- Short setup time

Ventilation is secured by means of windows along the lower part of the tent, in combination with a vent at the top of the shelter.

SHIPPING INFORMATION



Packed in transport cover:
L:108 x W:27 x H:20 cm = 0,058 m³ / 27,5 kg

ROFI FIELD EQUIPMENT




ROFI Wood heater



ROFI Volcano heatmax



ROFI Volcano sauna



ROFI Floor




ROFI Lighting



ROFI Camp light



ROFI Camp light



ROFI Cabin lamp



ROFI Field bed



ROFI Disco bed



ROFI Toilet/Shower tent



Water heater

Specifications may be altered without notice due to progressive product development.



Normeca^{AS}

SUPPLIER OF MOBILE HOSPITALS

Mallandvn 12, P.O. Box 404, 1470 Lorenskog - Norway
Tlf.: +47 67 92 76 00 - Fax: +47 67 92 76 92
Mail: post@normeca.no - Web: www.normeca.no

ROFI COMMAND POST

- when quality and flexibility is required



- For extreme climate
- Building configurations
 - with command vehicles
 - with command post containers
 - with tents
- Long life cycle

ROFI COMMAND POST

ROFI COMMAND POST tent – a preferred solution when establishing complex command post configurations in field operations.


Designed for extreme climatic conditions, from – 44 to + 49°C.

Climate Zones:

A1 - A3, B1 - B2, C0 – C2 in accordance with STANAG 2895.

Key features:

- Core unit: 12 m²
- Connectible lengthwise and sideways gable/gable or door/door
- Flexible
- Insulated floor
- Black- out curtains



AREA OF USE:

The tent is customized to be used as command post tent.

ROFI COMMAND POST tent was developed in cooperation with the Norwegian Armed Forces and has served as core unit in field operations world wide for the last decades. Even after investing in command post containers, the command post tent is used for building configurations between the containers and for allowing interconnection to command vehicles.



ADVANTAGES:

- Flexible for building configurations
- Insulated floor
- Black- out in light locks
- Wide range of practical accessories

Accessories like field desks and map boards are supplied in sets of two and are designed for field use with many practical details included.

The concept includes, in addition to the tent itself, a variety of practical accessories and types of connectors, adding to the functionality of the tent.

The core unit is 12 m², connectible lengthwise gable/gable and has one connectible door along each sidewall and each gable, allowing interconnection in 4 directions.

The standard set-up is with 2 tents connected lengthwise and 5 vehicles connected to the various doors through use of light locks/ connectors tent to vehicle.

The central connection area between the different operative units in the command post tent is also used as the “briefing room”. Short distance to the operators in the vehicles enables speedy exchange of information that can influence situation descriptions. Internal mobility in the command post tent is not influenced.

The office room is flexible in size and operation. Curtains can be put up to separate the operator from the rest of the staff.

ISO 9001 Certified



Certificate no. XXX

ROFI Industrier as represents more than 60 years of experience within the textile industry. A comprehensive integration with our suppliers and partners enable us to meet the requirements for progressive development, system solutions and a stock-hold of selected items. We continuously maintain our certificate covering quality assurance/quality control.

REFERENCES:

ROFI is an experienced supplier of tents to UN-operations and defence customers, with success in introducing new tent models meeting customer requirements and changing conditions world wide.

The ROFI COMMAND POST tent is used by the Norwegian Armed Forces and has also been taken into use by other NATO- countries.

SHIPPING INFORMATION

Weight and volumes upon request.



ROFI COMMAND POST ACCESSORIES



Connectors to vehicle



Connectors to vehicle



Connectors to vehicle



Connectors to container



Map Board/ Field Desk


ROFI FIELD EQUIPMENT



ROFI AC/Heaters



ROFI Volcano sauna



ROFI Floor



ROFI Folding chair/table



ROFI Lighting



ROFI Camp light



ROFI Camp light



ROFI Cabin light



ROFI Bench



ROFI Field bed



ROFI Disco bed

Specifications may be altered without notice due to progressive product development.

ROFI ABLUTION SOLUTIONS

Combining functionality and practicality with simple logistics

- High quality
- Simple logistics



Shower tent
Toilet tent
Water heater
Field shower
Incinerating toilet
Dry toilet

SHOWER- AND TOILET TENT

ROFI has designed several tent models for use as ablution units, allowing installation of field showers, washing facilities, wardrobes or toilets. The tents are suitable for use in both warm and cold climate.

Key features:

- Size: 1,4 m²
- Self supported solutions
- Zip door



ADVANTAGES:

- Stand- alone solution
- Short setup time
- Simple logistics
- Possible to pack including toilet solution

From our presence in several field operations we have observed the need for more practical and hygienic toilet and shower solutions. Bringing also logistical requirements into consideration, we developed the basic box design, facilitating the basic structure for both purposes. Both tent models use the metal transport box as part of the set-up, with fabric covers providing sidewalls.

Toilet tent:

The bottom is equipped with optional oriental toilet solution, available by removing a part of the floor. Height of the metal box allows for transporting the toilet inside the package during transport, leaving room also for consumables.

Shower tent:

The tent is equipped with a shower head and hose for connection to water heater. A shower basin is installed in the tent, as is a shower curtain on one side, offering protection to the cloths while showering.



ROFI FIELD SINK

The Field Sink meets the requirements of personal hygiene in connection with dining- and accommodation units in field operations. Designed as a built-in unit in an aluminium transport box, easy to put up without any additional equipment or external water distribution system.

Capacity: 1-2 l/minute.
L:80 x W59 x H:182 cm

SHIPPING INFORMATION: L:80 x W:60 x H:62 cm / 0,30m³ / 25 kg



ROFI SURGICAL SINK

Designed as a built-in unit in an aluminium transport box, easy to put up without any additional equipment or external water distribution system. The sink provides warm water for scrubbing before surgery, operated by hands-free touch.

SHIPPING INFORMATION: L:80 x W:59 x H:62 cm / 0,30m³ / 37 kg



ROFI CINDERELLA ECOCAT

ROFI CINDERELLA ECOCAT is an electric incineration toilet which incinerates human waste products like urine and faeces at extremely high temperatures, producing a minimal amount of waste. Cinderella Ecocat has the capacity to be used by 1-9 persons per day throughout the year. The toilet can be used anywhere with a power supply.

Advantages:

- Requires no water, not outdoor/ indoor tank, no bark, no chemicals
- Satisfies strict environmental requirements. No odour
- High capacity, 1-9 persons
- Safe in use
- Minimum waste – approx 1 ordinary cup after one week of normal usage (5 persons)
- The waste contains no bacteria and can be used as a concentrated form of fertiliser
- The ash pan is easy to empty
- Does not require much space
- Easy to assembly



ROFI PACTO - The environmentally sound toilet

A Pacto manual toilet encloses waste in environment-friendly plastic foil. It is thus at least as hygienic as a traditional water closet – without needing electricity, water or sewage connection.

Advantages:

- Requires no water, no sewage, no power supply
- Satisfies strict environmental requirements. No odour
- High capacity
- Safe in use
- Minimum waste
- Biological degradable flush foil
- Function

The toilet bowl is covered with a thin flush foil. At the bottom of the toilet bowl there is a closing device, which makes sure that no odour is coming up.

After using the toilet, the user depresses a pedal to "flush". The flush foil and its contents are fed downwards into a collection chamber; at the same time, new flush foil is fed downward and covers the toilet bowl. The flush foil and the continuous feed function ensure that the toilet bowl is always clean, fresh and ready to use.

The flush foil comes in specially folded cassettes for ease handling. One cassette is enough for about 300 uses.



ISO 9001 Certified



Certificate no. XXX

ROFI Industrier as represents more than 60 years of experience within the textile industry. A comprehensive integration with our suppliers and partners enable us to meet the requirements for progressive development, system solutions and a stock-hold of selected items. We continuously maintain our certificate covering quality assurance/control.

REFERENCES:

ROFI is an experienced supplier of tents to UN-Agencies, NGOs and defence customers, with success in introducing new tent models meeting customer requirements and changing conditions world wide.

ROFI TOILET-/ SHOWER tents are used by several support teams assisting UN-agencies and NGOs in disaster situations, providing field proven solutions into disaster areas.

ROFI WATER HEATER

The ROFI Compact 3000 water heater provides a Hot Water Boiler designed for Ambulance service, Hospitals and other first responder teams, etc. The water heater provides water at a temperature, in the showers, always + 35°C at a flow rate of 30 litre per minute.

The low weight and the units flexibility make it suitable to be transported by helicopter:

SHIPPING INFORMATION



ROFI TOILET-/ SHOWER TENT
 Packed in metal-box:
 L:119xW:113xH:76 / 1,02 m³ / 110 kg



Specifications may be altered without notice due to progressive product development.

ROFI CONNECTORS

Combining soft and hard shelters – A winning solution

- Building configurations
- High quality
- Simplifying logistics



ROFI CONNECTOR TENTS

For complex configurations the combination of soft and hard shelter solutions allows maximizing special functions with simplified logistics. ROFI has designed a wide range of complementary products to improve the performance and flexibility of hard shelters and vehicles in field missions

Designed for temperatures in tropical- and cold climatic conditions, from - 44 to + 49°C.

Climate Zones:

A1 - A3, B1 - B2, C0 - C2 in accordance with STANAG 2895

Key features:

- High quality solutions
- Customization or standard products
- Simple logistics



AREA OF USE:

• CONNECTORS:

- Tents to containers
- Containers to containers
- Tents to vehicles
- Vehicles to containers

• ACCESSORIES TO CONTAINERS:

- Vestibules
- Flysheets
- Skirts

In complex field operations there might be a need for combining soft and hard shelter solutions as well as allow connecting support vehicles to the configuration.

ADVANTAGES:

- Allowing interconnection between units
- Easy logistics
- Improved functionality
- Improved flexibility

In planning complex field operations, the need of optimizing possible configurations, may require internal compatibility between the various units. For this ROFI has designed a variety of solutions, both customized and standard solutions fitting the particular configuration.

When designing complementary products, we focus on keeping logistics in both deployment and packing as simple as possible, still with the same high quality for the overall solution.



ROFI CONNECTORS

Use of connectors provide interface between units which are weatherproof and with capability of withstanding the climatic conditions defined for the whole configuration. Choice of attachment solution will depend upon considerations for rapidity as well as simplicity in installing the connector.

Connector container to tent / CT connector

As of today ROFI has a variety of connectors between container and tent:

- End gable container to door at sidewall or gable of the tent
- Sidewall container to door at sidewall or gable of the tent
- End gable container to dorr at gable of the tent
- Door opening side wall expandable container to door at side wall or gable of the tent
- Door opening side wall "box-in-box" container to door at sidewall or gable of the tent
- Connector tent to container mounted on truck
- Connection tent with integrated connector to container

Attachment solution may be use of slide in profiles, detachable frames, strap solutions or support frame solutions. Selection of suitable connector will depend upon type container, the weather protection being a key factor in the considerations.



Container to container/ CC-connector

Even when supplying complete set-ups of containers, the need for connecting units may require soft corridor solutions. Depending upon whether the connectors should be levelled with the container, the corridor may be equipped with walkways. The ROFI CC-CONNECTORS are flexible sideways, on height and in length, using telescopic distance- poles and floor beams with a lamelle principle as floor solution.

The interface may be customized or standard, by use of slide in profiles or detachable frames.



Connector vehicle to tent or container

For some special type vehicles the need for connection to shelter is required as the vehicle is a part of a configuration, like i.e. command post units. ROFI has several solutions available already, for connecting special vehicles like BV 206, MB 290/300 and M113. Customization is a normal requirement, but the way of designing the solution benefits from our prior experience in providing functional connectors with simple logistics and easy installation.



Tents to containers or vehicles

ROFI has solutions that function as vestibule tent for a container or vehicle, offering weather protection and added storage space. Attachment may be done by use of self- supporting frame, integrated profiles or strapping, which ever is the most suitable for the required configuration.



ISO 9001 Certified



Certificate no. XXX

ROFI Industrier as represents more than 60 years of experience within the textile industry. A comprehensive integration with our suppliers and partners enable us to meet the requirements for progressive development, system solutions and a stock-hold of selected items. We continuously maintain our certificate covering quality assurance/quality control.

REFERENCES:

ROFI has supplied connectors to container configurations and for vehicles to numerous projects, some customized to specific requirements, but also combining standard products from our product range. The connectors are used in field hospitals, command posts, kitchen complexes, staff-/office configurations and combined camp solutions.

ROFI CONTAINER ACCESSORIES

Working with suppliers of container solutions has challenged us in developing complementary products that increase the functionality and comfort for the users of such equipment.

ROFI CONTAINER SKIRTS

At times it may be useful to mount skirts on the lower part of the container when elevated from the ground, preventing wind catch and snow gathering under the container during deployment. ROFI offers skirts adapted to single containers as well as expandable containers type 2 in 1 and 3 in 1.

CONTAINER FLYSHEET AND COVERS

When deployed in extreme hot areas, the need for sun protection is important to decrease the interior temperature in the container for improved comfort, at the same time saving energy on artificial cooling. The ROFI flysheet solutions are differentiated on complexity, offering simple or more advanced flysheets, depending upon customers' preference.

For "box-in-box" and expandable containers, the need for snow and rain protection may require installation of covers. ROFI offer covers that are easily strapped to the top of the container; the fabric reversible in two colours based on customer choice: white/ green - white/ sand – sand/green. Purpose of the cover is to prevent snow and rain from gathering on the expandable parts, avoiding leakage into the container when closing the expandable parts into the main container for transport.

SHIPPING INFORMATION

Weight and volumes upon request.



Specifications may be altered without notice due to progressive product development.

Management System Certificate

To certify conformity with // Godkjent overensstemmelse med
the Management System Requirements of // Styringssystemkravene i henhold til

NS-EN ISO 9001:2008

awarded // tildelt



Normeca^A
SUPPLIER OF MOBILE HOSPITALS

Mailandsveien 26, 1470 Lørenskog

Manufacturing/supplying following products/services:
for produksjon/leveranse av følgende produkter/tjenester:

Supplier of mobile and semi-permanent turn-key hospitals,
medical clinics and camps for use in all environments,
including medical- and related equipment, management
and maintenance

Certificate No // Sertifikat nr.:

782

First issued // Utstedt første gang: 2009-07-01

Valid until // Gyldig til: 2012-07-01

Issued // Utstedt: 2009-07-02

Audit: Annual // Oppfølging: Årlig

Arne Skjelstad

Managing Director // Daglig leder

Stavare Dybdal

Technical Manager // Teknisk leder

